

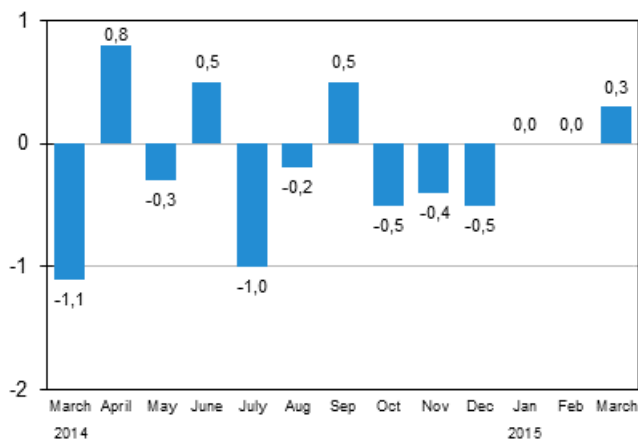
# Turnover estimate of large enterprises

2015, March

## Turnover of large enterprises grew in March

According to Statistics Finland's preliminary data, the turnover of large enterprises grew in March 2015. Seasonally adjusted turnover increased in March by 0.3 per cent from February. Seasonally adjusted turnover for both January and February remained on level with last year's December.

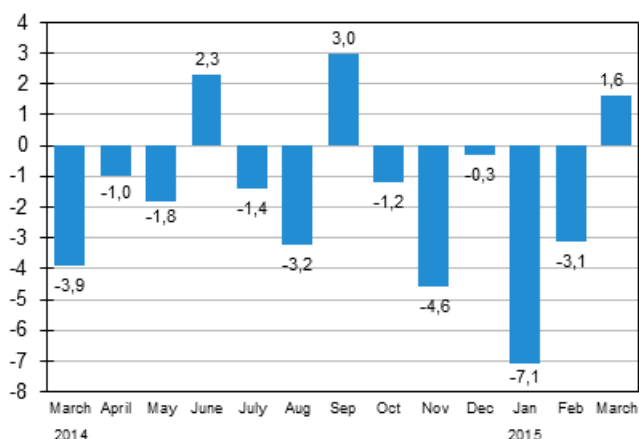
### Seasonally adjusted change in the turnover of large enterprises from the previous month, %



Source: Statistics Finland

The turnover of large enterprises not adjusted for seasonal variation grew by 1.6 per cent in March 2015 compared with the corresponding period of the previous year. In the January to March period, the turnover of large enterprises diminished by 2.8 per cent from the corresponding period of the year before.

### Annual change in the turnover of large enterprises, %



Source: Statistics Finland

The turnover estimate of large enterprises is based on a sample formed of 2,000 enterprises with the most significant turnover in manufacturing, construction, trade and other service industries. Excluded from the statistics are enterprises engaged in primary production, and bank and insurance activities.

The enterprises described in the statistics make up nearly 70 per cent of the turnover of all enterprises operating in Finland, represent more than one-half of the investments made and employ good 40 per cent of the personnel of all enterprises.

The data can be used for short-term monitoring of development in business activities and the market. Because the economic development of smaller enterprises may differ from large enterprises, the economic situation of the whole enterprise sector cannot be assessed solely based on these statistics.

More detailed data on the development of various industries are published monthly on [the home pages](#) of business trend indicators.

# Contents

## Tables

### Appendix tables

Appendix table 1. Year-on-year change of large enterprises, %.....	4
--	---

## Figures

### Appendix figures

Appendix figure 1. Year-on-year change of large enterprises, trend series.....	5
--	---

Revisions in these statistics.....	6
------------------------------------	---

# Appendix tables

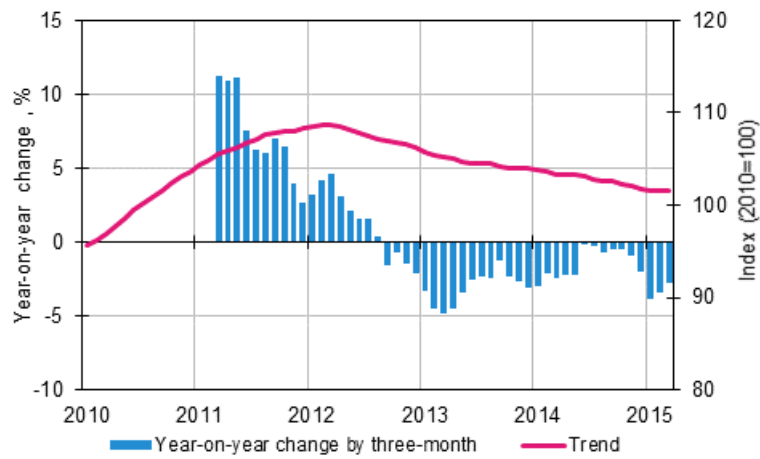
**Appendix table 1. Year-on-year change of large enterprises, %**

	Year-on-year change by three-month period, % <sup>1)</sup>				Year-on-year change in the latest month, % <sup>1)</sup>
	04-06/2014	07-09/2014	10-12/2014	01-03/2015	03/2015
Large enterprises	-0,2	-0,5	-2,0	-2,8	1,6

1) Year-on-year change compares the value for an examined time period to the value for the corresponding time period twelve months back.

# Appendix figures

**Appendix figure 1. Year-on-year change of large enterprises, trend series**



Lähde: Statistics Finland

## Revisions in these statistics

The data of the statistics have become revised according to the table below.

### Revisions to data on annual changes of large enterprises<sup>1)</sup>

Reference period	Year-on-year change,%		Revision, percentage point
	1st release	Latest release (2015-04-30)	
10/2014	-1,3	-1,2	0,1
11/2014	-4,2	-4,6	-0,4
12/2014	-0,9	-0,3	0,6
01/2015	-7,0	-7,1	-0,1
02/2015	-2,8	-3,1	-0,3

1) The 1st release refers to the time when data for the reference period were released for the first time. The revision describes the difference of annual change percentages between the first and latest release.

### Inquiries

Aki Niskanen 029 551 2657

Jarkko Niemistö 029 551 2951

Director in charge:

Hannele Orjala

[palvelut.suhdanne@stat.fi](mailto:palvelut.suhdanne@stat.fi)

[www.stat.fi](http://www.stat.fi)

Source: Turnover estimate of large enterprises, Statistics Finland