

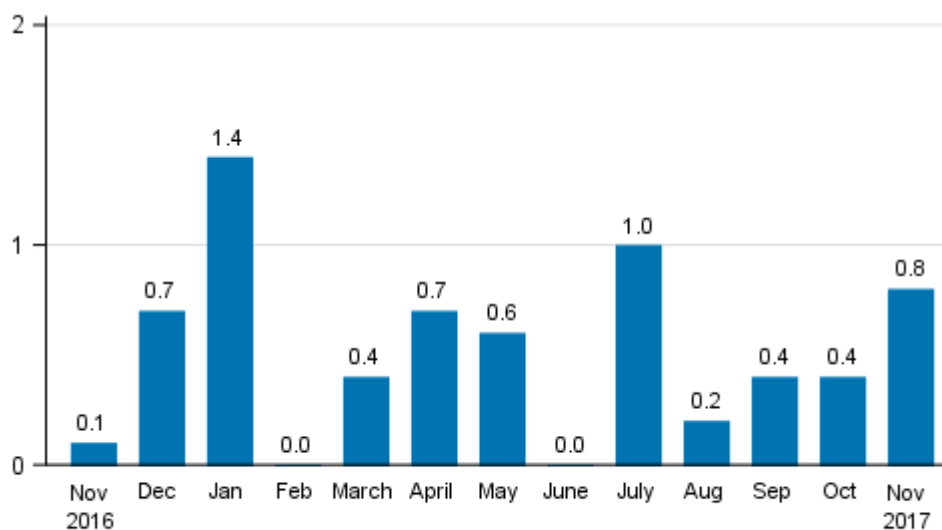
Turnover estimate of large enterprises

2017, November

Turnover of large enterprises grew in November

According to Statistics Finland's preliminary data, the seasonally adjusted turnover of large enterprises grew by 0.8 per cent in November 2017 compared with October. In October and September, the seasonally adjusted turnover of large enterprises grew by 0.4 per cent compared to the preceding month.

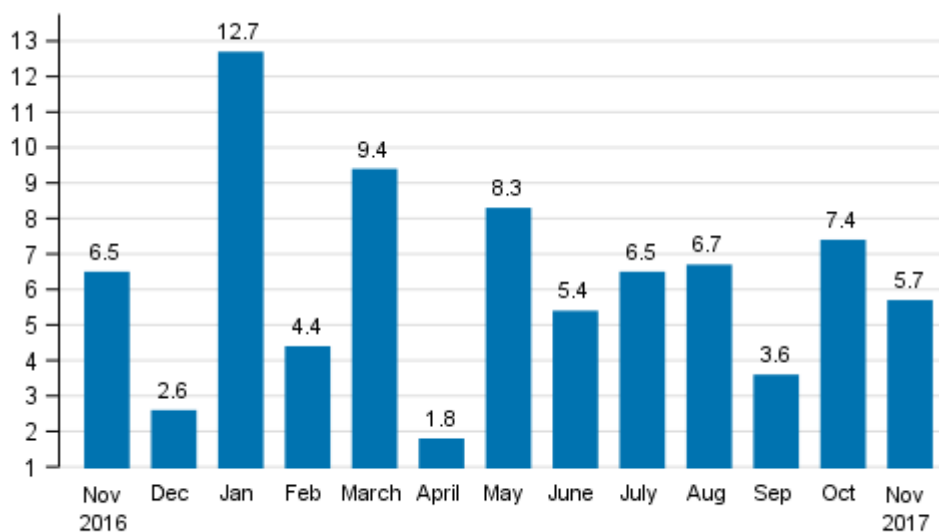
Seasonally adjusted change in the turnover of large enterprises from the previous month, %



Source: Statistics Finland

The unadjusted turnover of large enterprises grew by 5.7 per cent in November 2017 compared with November 2016. The turnover of large enterprises grew by 6.5 per cent in January to November from one year ago.

Annual change in the turnover of large enterprises, %



Source: Statistics Finland

Turnover estimate of large enterprises will adopt base year 2015=100 from the January 2018 data. Data using the new base year will be published for the first time on 28 February 2018.

The turnover estimate of large enterprises is based on a sample formed of 2,000 enterprises with the most significant turnover in manufacturing, construction, trade and other service industries. Excluded from the statistics are enterprises engaged in primary production, and bank and insurance activities.

The enterprises described in the statistics make up nearly 70 per cent of the turnover of all enterprises operating in Finland, represent more than one-half of the investments made and employ good 40 per cent of the personnel of all enterprises.

The data can be used for short-term monitoring of development in business activities and the market. The economic situation of the whole enterprise sector cannot be assessed solely based on these statistics, because the economic development of smaller enterprises may differ from large enterprises.

More detailed data on the development of various industries are published monthly on [the home pages](#) of business trend indicators.

Contents

Tables

Appendix tables

Appendix table 1. Year-on-year change of large enterprises, %.....	4
--	---

Figures

Appendix figures

Appendix figure 1. Year-on-year change of large enterprises, trend series.....	5
--	---

Revisions in these statistics.....	6
------------------------------------	---

Appendix tables

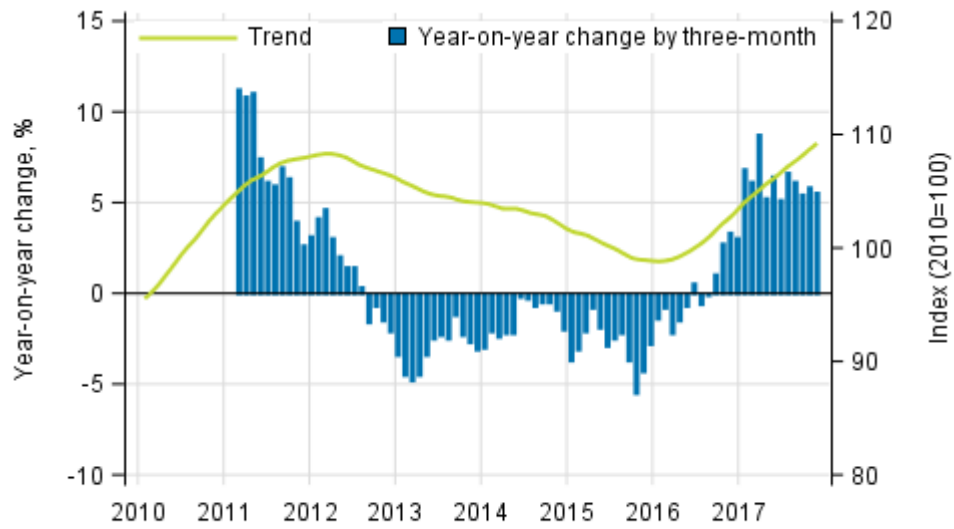
Appendix table 1. Year-on-year change of large enterprises, %

	Year-on-year change by three-month period, % ¹⁾				Cumulative year-on-year change, % ¹⁾	Year-on-year change in the latest month, % ¹⁾
	12/2016-02/2017	03-05/2017	06-08/2017	09-11/2017		
Large enterprises	6.2	6.5	6.2	5.6	6.5	5.7

1) Year-on-year change compares the value for an examined time period to the value for the corresponding time period twelve months back.

Appendix figures

Appendix figure 1. Year-on-year change of large enterprises, trend series



Source: Statistics Finland

Revisions in these statistics

The data of the statistics have become revised according to the table below.

Revisions to data on annual changes of large enterprises¹⁾

Reference period	Year-on-year change,%		Revision, percentage point
	1st release	Latest release (2017-12-29)	
06/2017	4.2	5.4	1.2
07/2017	5.9	6.5	0.6
08/2017	6.3	6.7	0.4
09/2017	4.3	3.6	-0.7
10/2017	7.6	7.4	-0.2

1) The 1st release refers to the time when data for the reference period were released for the first time. The revision describes the difference of annual change percentages between the first and latest release.

Inquiries

Katja Liukkonen 029 551 3515
Director in charge:
Sami Saarikivi

palvelut.suhdanne@stat.fi
www.stat.fi

Source: Turnover estimate of large enterprises, Statistics Finland