

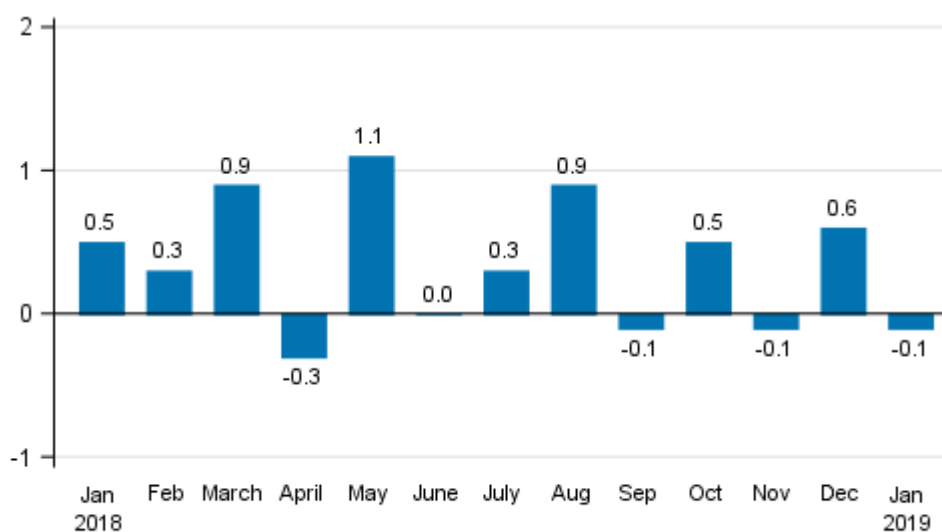
Turnover estimate of large enterprises

2019, January

Turnover of large enterprises contracted slightly in January

According to Statistics Finland's preliminary data, the seasonally adjusted turnover of large enterprises contracted by 0.1 per cent in January 2019 compared with December. In December, seasonally adjusted turnover grew by 0.6 per cent, while in November, turnover was 0.1 per cent lower than in the month before.

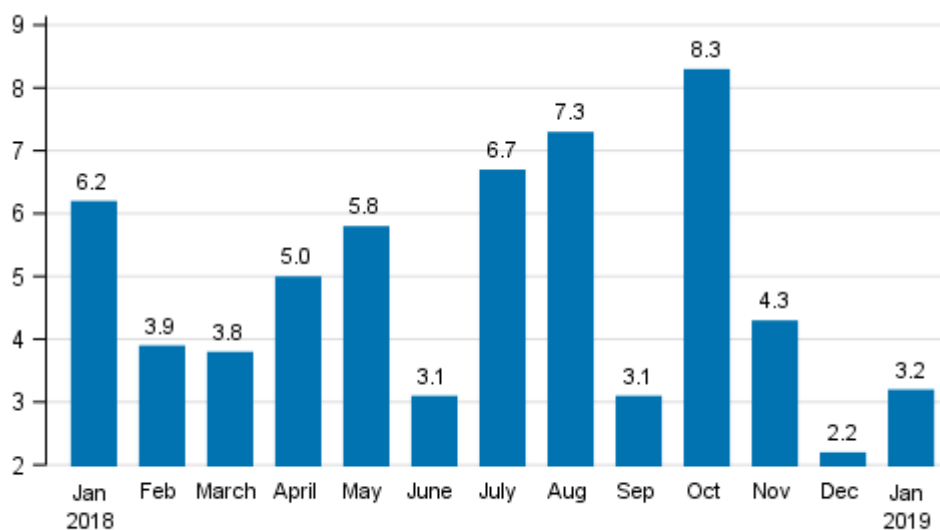
Seasonally adjusted change in the turnover of large enterprises from the previous month, %



Source: Statistics Finland

The unadjusted turnover of large enterprises grew by 3.2 per cent in January 2019 compared with January 2018. The turnover of large enterprises grew also by 3.2 per cent in November to January from one year ago.

Annual change in the turnover of large enterprises, %



Source: Statistics Finland

The turnover estimate of large enterprises is based on a sample formed of 2,000 enterprises with the most significant turnover in manufacturing, construction, trade and other service industries. Excluded from the statistics are enterprises engaged in primary production, and bank and insurance activities.

The enterprises described in the statistics make up approximately 70 per cent of the turnover of all enterprises operating in Finland, represent more than one-half of the investments made and employ good 40 per cent of the personnel of all enterprises.

The data can be used for short-term monitoring of development in business activities and the market. The economic situation of the whole enterprise sector cannot be assessed solely based on these statistics, because the economic development of smaller enterprises may differ from large enterprises.

More detailed data on the development of various industries are published monthly on [the home pages](#) of business trend indicators.

Contents

Tables

Appendix tables

Appendix table 1. Year-on-year change of large enterprises, %.....	4
--	---

Figures

Appendix figures

Appendix figure 1. Year-on-year change of large enterprises, trend series.....	5
--	---

Revisions in these statistics.....	6
------------------------------------	---

Appendix tables

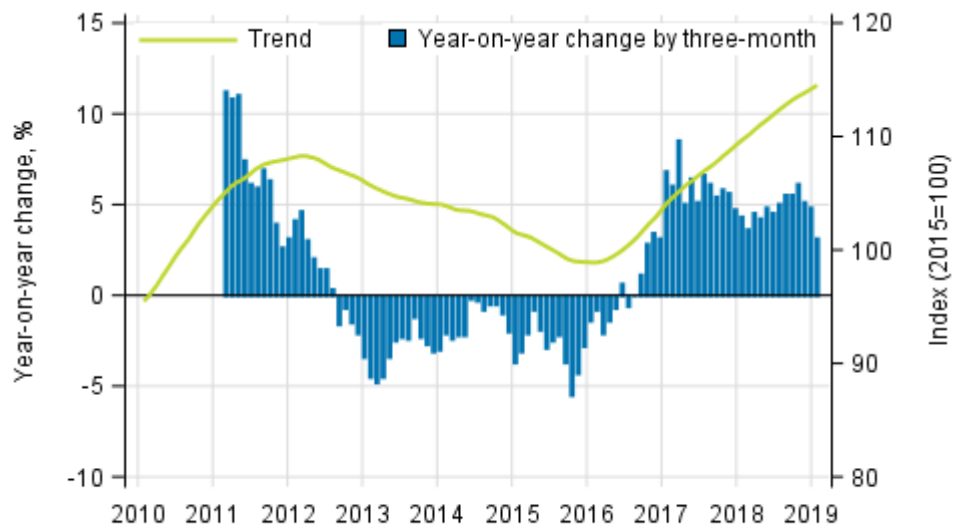
Appendix table 1. Year-on-year change of large enterprises, %

	Year-on-year change by three-month period, % ¹⁾				Year-on-year change in the latest month, % ¹⁾
	02-04/2018	05-07/2018	08-10/2018	11/2018-01/2019	01/2019
Large enterprises	4.3	5.1	6.2	3.2	3.2

1) Year-on-year change compares the value for an examined time period to the value for the corresponding time period twelve months back.

Appendix figures

Appendix figure 1. Year-on-year change of large enterprises, trend series



Source: Statistics Finland

Revisions in these statistics

The data of the statistics have become revised according to the table below.

Revisions to data on annual changes of large enterprises¹⁾

Reference period	Year-on-year change,%		Revision, percentage point
	1st release	Latest release (2019-02-28)	
08/2018	7.1	7.3	0.2
09/2018	2.9	3.1	0.2
10/2018	8.2	8.3	0.1
11/2018	4.4	4.3	-0.1
12/2018	1.8	2.2	0.4

1) The 1st release refers to the time when data for the reference period were released for the first time. The revision describes the difference of annual change percentages between the first and latest release.

Inquiries

Aki Niskanen 029 551 2657
Maija Sappinen 029 551 3348
Director in charge:
Mari Ylä-Jarkko

palvelut.suhdanne@stat.fi
www.stat.fi

Source: Turnover estimate of large enterprises, Statistics Finland