

Population Structure 2008

The population of Finland in 2008

On 31 December 2008, the official total population of Finland was 5,326,314 of whom 2,611,653 were men and 2,714,661 women. In the course of 2008 Finland's population grew by 25,830 persons and the increase in the population was the largest since 1992. For the second successive year and at the same time for the first time during Finland's independent history migration gain from abroad contributed more to the increase of population than natural growth.

Year 2008 was a historic one for Finnish population statistics. For the first time ever the share of the population aged 65 and over exceeded that of the population aged under 15. At the end of 2008, the number of persons under the age of 15 in the Finnish population was 891,162, which was the lowest since 1896. The number of persons aged 65 and over in the population was 892,068 at the end of the year. The largest age cohort in Finland's population was persons born in 1948. At the end of 2008, they numbered 83,361. Persons over 100 years of age numbered 514, of whom 77 were men and 437 women.

The demographic dependency ratio, that is the number of under 15 and over 65-year-olds per 100 working age persons was 50.3 at the end of 2008. Examined by area, the demographic dependency ratios were highest in the regions of Etelä-Savo (57.9) and South Ostrobothnia (57.3). The regions of Uusimaa and Pirkanmaa had the lowest demographic dependency ratios of 43.0 and 49.8, respectively. Examined by municipality, the demographic dependency ratios were highest in Luhanka (86.0) and Kivijärvi (82.7) and lowest in Helsinki (38.9) and Järvenpää (41.5).

Population by age 1875–2008

Year	Population	Age 0–14	Age 15–64	Age 65+	0–14 %	15–64 %	65+ %
1875	1 912 647	659 267	1 178 113	75 267	34,5	61,6	3,9
1900	2 655 900	930 900	1 583 300	141 700	35,1	59,6	5,3
1925	3 322 100	1 031 700	2 090 000	200 400	31,1	62,9	6,0
1950	4 029 803	1 208 799	2 554 354	266 650	30,0	63,4	6,6
1975	4 720 492	1 030 544	3 181 376	508 572	21,8	67,4	10,8
2000	5 181 115	936 333	3 467 584	777 198	18,1	66,9	15,0
2008	5 326 314	891 162	3 543 084	892 068	16,7	66,5	16,7

During 2008, the population increased in 12 and decreased in 8 regions. In absolute numbers the population grew most in the regions of Uusimaa, by 17,010 persons, and Pirkanmaa, by 4,074 persons. In relative terms the population grew most in the regions of Uusimaa, by 1.2 per cent, and Åland, by 1.1 per cent. In absolute numbers the population decreased most in the regions of Etelä-Savo, by 1,230 persons, and Kymenlaakso, by 810 persons. In relative terms the population decreased most in the regions of Etelä-Savo, by 0.8 per cent, and Kainuu, by 0.7 per cent.

Thirty-two municipal mergers took effect as of the beginning of 2009, in consequence of which the number of municipalities in Finland decreased by 67. There are now 348 municipalities in Finland. During 2008, the

population grew in 136 and diminished in 210 municipalities. Helsinki had the largest absolute increase in population (6,033 persons), followed by Espoo (3,518 persons) and Vantaa (2,897 persons). The municipalities of Hailuoto and Vesilahti had the biggest relative increases of 4.2 and 4.0 per cent, respectively.


Kouvola had the biggest absolute decrease of population (377 persons), followed by Rauma (306 persons) and Lieksa (263 persons). The municipalities of Kökar and Merijärvi had the biggest relative decreases of 7.7 and 4.2 per cent, respectively. The comparisons of population changes by region and municipality have been made by eliminating the effects of mergers of municipal sub-areas, such as the merger of an area of Sipoo with Helsinki and its inclusion in the region of Itä-Uusimaa instead of Uusimaa.

In 2008, the population of Lahti passed the 100,000 mark. In consequence of municipal mergers the population of Jyväskylä also rose to over 100,000 so that there are now eight towns with a population of at least 100,000 in Finland.

At the end of 2008, the number of Finnish citizens permanently resident in Finland was 5,183,058, of whom 90,516 had been born abroad. Foreign citizens resident in Finland numbered 143,256, or formed 2.7 per cent of the population. The number of foreign citizens grew by 10,548 persons during 2008. The largest groups of foreign citizens were from Russia (26,909 persons), Estonia (22,604 persons), Sweden (8,439 persons) and Somalia (4,919 persons). The number of persons born abroad but resident in Finland was 218,626.

Of the population of Finland 4,844,047 persons (90.9%) spoke Finnish, 289,951 persons (5.4%) Swedish and 1,778 persons (0.03%) Sami as their native language. Persons with a native language other than Finnish, Swedish or Sami numbered 190,538, or formed 3.6 per cent of the population. The largest foreign-language groups spoke Russian (48,740 persons), Estonian (22,357 persons), English (11,344 persons), Somali (10,647 persons) and Arabic (8,806 persons).

Country of birth, citizenship and mother tongue of the population 31.12.2008



Contents

Appendix tables	
Regional adjustments 1.1.2009.....	5
Population by area 31.12.2008 and increase of population.....	7
Figures	
Population in Finland 1750–2008.....	8
Population by age 31.12.2008.....	8
Population by age, marital status and sex 31.12.2008.....	9
Persons in registered partnerships by age and sex 31.12.2008.....	9
The largest groups by native language 1998 and 2008.....	10
Foreign nationals by sex 1980–2008.....	10
Quality description.....	11

Appendix tables

Regional adjustments 1.1.2009

Area From ---> To	Population		
	Total	Males	Females
Lehtimäki ---> Alajärvi	1.848	921	927
Kiukainen ---> Eura	3.290	1.660	1.630
Vampula ---> Huittinen	1.676	871	805
Hauho ---> Hämeenlinna - Tavastehus	3.929	1.972	1.957
Kalvola ---> Hämeenlinna - Tavastehus	3.586	1.773	1.813
Lammi ---> Hämeenlinna - Tavastehus	5.527	2.735	2.792
Renko ---> Hämeenlinna - Tavastehus	2.364	1.220	1.144
Tuulos ---> Hämeenlinna - Tavastehus	1.643	829	814
Eno ---> Joensuu	6.507	3.352	3.155
Pyhäselkä ---> Joensuu	7.851	3.987	3.864
Jyväskylän mlk - Jyväskylä lk ---> Jyväskylä	36.448	18.189	18.259
Korpilahti ---> Jyväskylä	5.061	2.545	2.516
Jämsänkoski ---> Jämsä	7.347	3.700	3.647
Piikkiö - Pikis ---> Kaarina - S:t Karins	7.571	3.778	3.793
Alahärmä ---> Kauhava	4.659	2.369	2.290
Kortesjärvi ---> Kauhava	2.275	1.162	1.113
Ylihärmä ---> Kauhava	2.912	1.438	1.474
Kälviä - Kelviä ---> Kokkola - Karleby	4.593	2.304	2.289
Lohtaja - Lochteå ---> Kokkola - Karleby	2.791	1.407	1.384
Ullava ---> Kokkola - Karleby	1.002	522	480
Elimäki ---> Kouvola	8.198	4.121	4.077
Jaala ---> Kouvola	1.852	963	889
Kuusankoski ---> Kouvola	19.733	9.536	10.197
Anjalankoski ---> Kouvola	16.373	8.244	8.129
Valkeala ---> Kouvola	11.652	5.939	5.713
Jurva ---> Kurikka	4.286	2.183	2.103
Dragsfjärd ---> Kemiönsaari - Kimitoön	3.277	1.611	1.666
Kemiö - Kimito ---> Kemiönsaari - Kimitoön	3.234	1.590	1.644
Västanfjärd ---> Kemiönsaari - Kimitoön	792	412	380
Joutseno ---> Lappeenranta - Villmanstrand	10.656	5.358	5.298
Alastaro ---> Loimaa	2.906	1.470	1.436
Mellilä ---> Loimaa	1.176	614	562
Sammatti ---> Lohja - Lojo	1.364	663	701
Houtskari - Houtskär ---> Länsi-Turunmaa - Väståboland	621	333	288
Iniö ---> Länsi-Turunmaa - Väståboland	250	133	117
Korppoo - Korpo ---> Länsi-Turunmaa - Väståboland	845	442	403
Nauvo - Nagu ---> Länsi-Turunmaa - Väståboland	1.427	727	700
Parainen - Pargas ---> Länsi-Turunmaa - Väståboland	12.262	5.990	6.272
Askainen - Villnäs ---> Masku	1.007	511	496
Lemu ---> Masku	1.818	929	889
Mänttä ---> Mänttä-Vilppula	6.337	3.068	3.269
Vilppula ---> Mänttä-Vilppula	5.308	2.627	2.681
Merimasku ---> Naantali - Nådendal	1.658	855	803
Rymättylä - Rimito ---> Naantali - Nådendal	2.163	1.109	1.054
Velkua ---> Naantali - Nådendal	264	142	122
Ylikiiminki ---> Oulu - Uleåborg	3.511	1.902	1.609
Yläne ---> Pöytyä	2.108	1.088	1.020
Lappi ---> Rauma - Raumo	3.255	1.661	1.594
Vahto ---> Rusko	1.918	974	944
Karjaa - Karis ---> Raasepori - Raseborg	9.151	4.462	4.689
Pohja - Pojo ---> Raasepori - Raseborg	4.934	2.496	2.438
Tammisaari - Ekenäs ---> Raasepori - Raseborg	14.749	7.156	7.593
Pylkönmäki ---> Saarijärvi	935	475	460
Halikko ---> Salo	9.784	4.815	4.969
Kiikala ---> Salo	1.813	934	879
Kisko ---> Salo	1.828	947	881
Kuusjoki ---> Salo	1.723	905	818
Muurla ---> Salo	1.562	782	780
Perniö - Bjärnä ---> Salo	5.901	2.933	2.968

Area From ---> To	Population		
	Total	Males	Females
Pertteli ---> Salo	4.035	2.094	1.941
Suomusjärvi ---> Salo	1.329	670	659
Särkisalo - Finby ---> Salo	742	373	369
Savonranta ---> Savonlinna - Nyslott	1.155	599	556
Nurmo ---> Seinäjoki	12.677	6.348	6.329
Ylistaro ---> Seinäjoki	5.570	2.795	2.775
Mouhijärvi ---> Sastamala	3.096	1.570	1.526
Vammala ---> Sastamala	16.633	8.110	8.523
Äetsä ---> Sastamala	4.790	2.425	2.365
Kestilä ---> Siikalatva	1.572	810	762
Piippola ---> Siikalatva	1.255	663	592
Pulkkila ---> Siikalatva	1.567	824	743
Rantsila ---> Siikalatva	2.000	1.071	929
Kuru ---> Ylöjärvi	2.759	1.419	1.340
Sipoo - Sibbo ---> Helsinki - Helsingfors	2.046	1.044	1.002
Vantaa - Vanda ---> Helsinki - Helsingfors	22	11	11
Hattula ---> Hämeenlinna - Tavastehus	25	14	11
Enonkoski ---> Savonlinna - Nyslott	1	1	0
Kangasala ---> Tampere - Tammerfors	5	3	2
Porvoon seutukunta - Borgå ekon. Reg. ---> Helsingin seutukunta - Helsingfors ekon. Reg.	2.046	1.044	1.002
Itä-Uusimaa - Östra Nyland ---> Uusimaa - Nyland	2.046	1.044	1.002

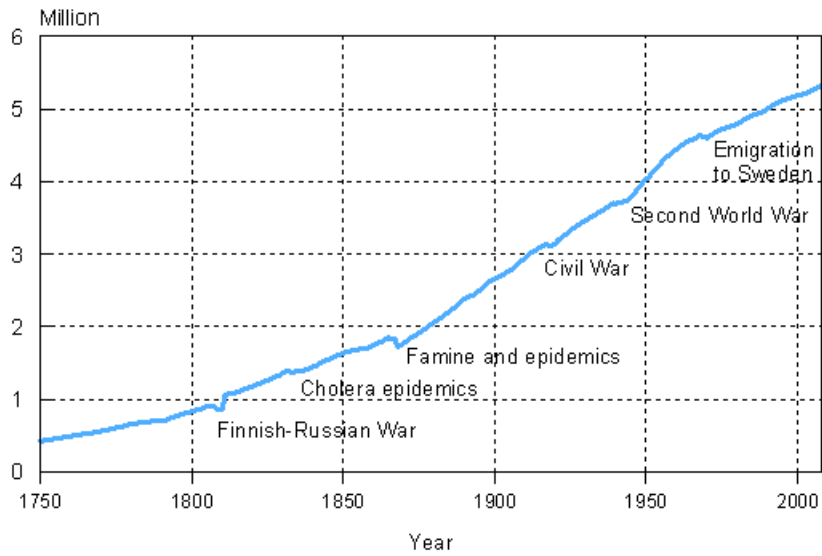
Population by area 31.12.2008 and increase of population

Provinces and Regions	Population and increase of population					
	31.12.2008	31.12.2007	Increase of population 2008 1) see footnote	Per cent 1) see footnote	Increase of population 2008 2) see footnote	Per cent 2) see footnote
WHOLE COUNTRY	5,326,314	5,300,484	25,830	0.5	25,830	0.5
MAINLAND FINLAND	5,298,858	5,273,331	25,527	0.5	25,527	0.5
SOUTHERN FINLAND PROVINCE	2,192,601	2,173,509	19,092	0.9	19,092	0.9
Uusimaa Region	1,408,020	1,388,964	19,056	1.4	17,010	1.2
Itä-Uusimaa Region	93,491	94,755	-1,264	-1.3	782	0.8
Kanta-Häme Region	173,041	171,449	1,592	0.9	1,592	0.9
Päijät-Häme Region	200,847	200,061	786	0.4	786	0.4
Kymenlaakso Region	182,754	183,564	-810	-0.4	-810	-0.4
South Karelia Region	134,448	134,716	-268	-0.2	-268	-0.2
WESTERN FINLAND PROVINCE	1,881,806	1,874,764	7,042	0.4	7,042	0.4
Varsinais-Suomi Region	461,177	459,235	1,942	0.4	1,942	0.4
Satakunta Region	227,652	228,431	-779	-0.3	-779	-0.3
Pirkanmaa Region	480,705	476,631	4,074	0.9	4,074	0.9
Central Finland Region	271,747	270,701	1,046	0.4	1,046	0.4
South Ostrobothnia Region	193,511	193,815	-304	-0.2	-304	-0.2
Ostrobothnia Region	175,985	174,987	998	0.6	998	0.6
Central Ostrobothnia Region	71,029	70,964	65	0.1	65	0.1
EASTERN FINLAND PROVINCE	571,184	573,478	-2,294	-0.4	-2,294	-0.4
Etelä-Savo Region	156,632	157,862	-1,230	-0.8	-1,230	-0.8
Pohjois-Savo Region	248,423	248,872	-449	-0.2	-449	-0.2
North Karelia Region	166,129	166,744	-615	-0.4	-615	-0.4
OULU PROVINCE	469,304	467,190	2,114	0.5	2,114	0.5
North Ostrobothnia Region	386,144	383,411	2,733	0.7	2,733	0.7
Kainuu Region	83,160	83,779	-619	-0.7	-619	-0.7
LAPLAND PROVINCE	183,963	184,390	-427	-0.2	-427	-0.2
Lapland Region	183,963	184,390	-427	-0.2	-427	-0.2
ÅLAND	27,456	27,153	303	1.1	303	1.1
Åland	27,456	27,153	303	1.1	303	1.1

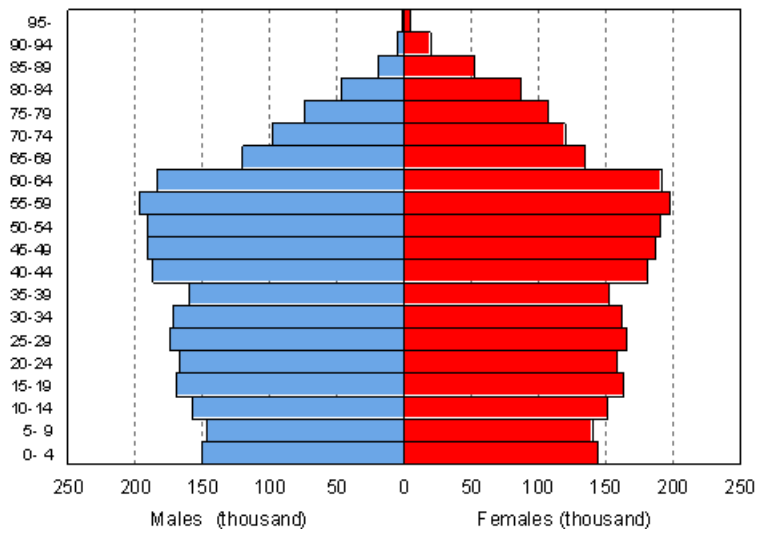
- 1) Partial municipal mergers HAVE NOT been taken into account when calculating the change
- 2) Partial municipal mergers have been taken into account when calculating the change

Figures

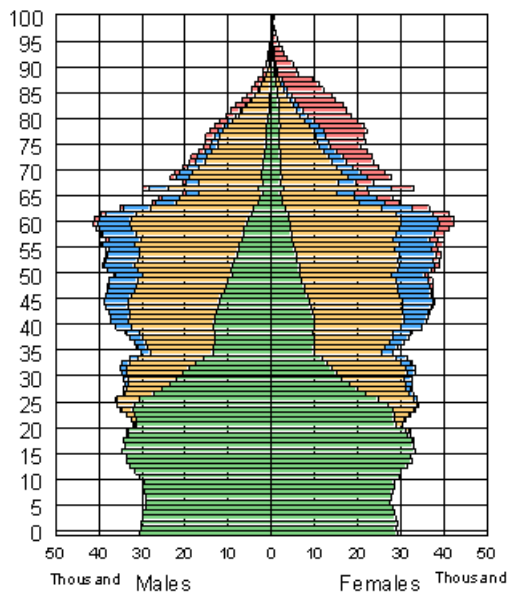
Population in Finland 1750–2008



Population by age 31.12.2008

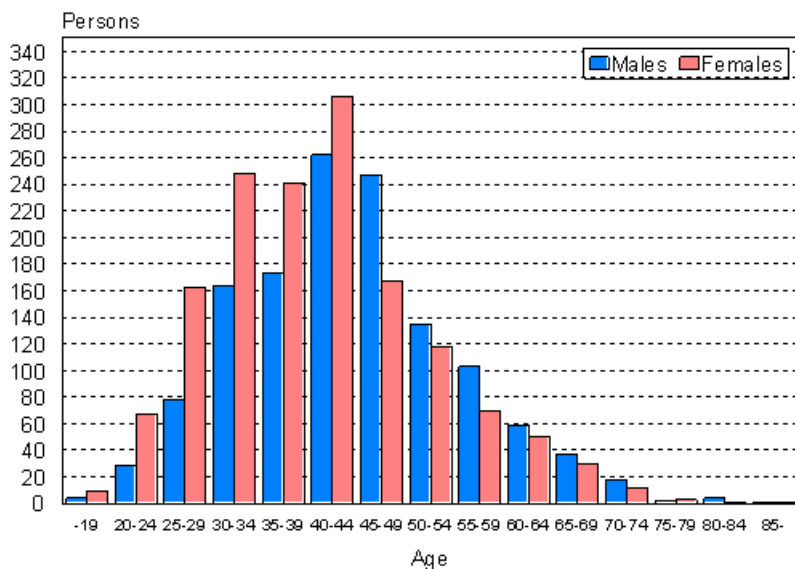


Population by age, marital status and sex 31.12.2008

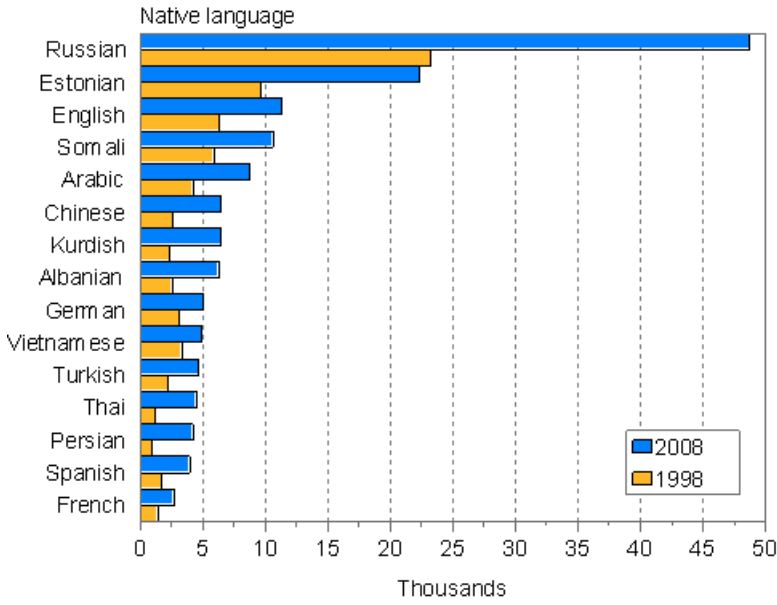


- Single
- Married or partner in a registered partnership
- Divorced or dissolved registered partnership
- Widowed after marriage or after a registered partnership

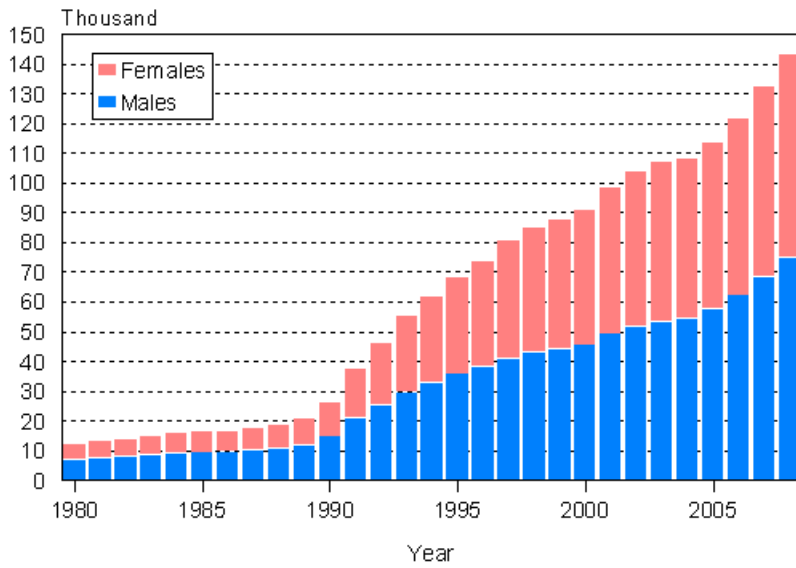
Persons in registered partnerships by age and sex 31.12.2008



The largest groups by native language 1998 and 2008



Foreign nationals by sex 1980–2008



Quality description

1. Relevance of statistical information

The statistics on population structure describe the population resident in Finland on the last day of the year.

The Population Register Centre and local register offices maintain Finland's Population Information System. The last population yearly checking of domicile registers was carried out in Finland on 1 January 1989. After that the Population Information System has been updated by notifications of changes. The data stored in the Population Information System are specified in the Population Information Act (11 June 1993/507). Notifications on population changes for the past year are expected by the last day of January (Act on the amendment of Section 18 of the Population Information Act on 24 November 1995). At the beginning of February the Population Register Centre supplies to Statistics Finland the population data for the turn of the year.

Statistics Finland's function is to compile statistics on conditions in society (Statistics Finland Act of 24 January 1992/48). These also include demographic statistics. Statistics Finland's working order defines the Population Statistics unit as the producer of demographic statistics (Statistics Finland's working order, TK-00-1443-08).

Concepts

Age refers to the age of the person in full years on the last day of the year. The data are from the Population Register Centre's Population Information System.

Citizenship refers to a legislative bond between an individual and the State defining the individual's status in the State as well as the basic rights and duties existing between the individual and the State (Nationality Act, 359/2003). Persons with both Finnish and foreign citizenship will be entered in the statistics as Finnish nationals. If a foreign national living in Finland has several nationalities, that person will be entered in the statistics as a national of the country on whose passport he or she arrived in the country.

The ISO 3166 standard is used in the classification of citizenship.

Country of birth is determined on the basis of the mother's permanent home country at the time of birth. This means, for example, that the country of birth of Estonian immigrants born before Estonian independence is the Soviet Union. Similarly, the country of birth of people who were born in areas that Finland has subsequently ceded is Finland even though the area no longer is Finnish territory. The country of birth is indicated according to the form of government at the time of birth. The ISO 3166 standard is used in the coding of the country of birth.

Language is recorded in the Population Information System at the same time as parents register the name and religious denomination of their newborn. That language will be changed only upon separate application. For those babies born at the end of the year, for whom no name, language and religion have been registered in the Population Information System during January, the mother's language and religion are entered in the statistics for the end of the year. For the next year's statistics this information has become revised once notifications have been received. Language can change for children of bilingual families in case the father's language is entered for them in the Population Information System.

During 1999 the Population Register Centre started to use the ISO -standard in language coding. Statistics Finland now receives languages already coded and non-coded languages in plain language. These plain language names include several names of languages written incorrectly or in Swedish that can be coded. Statistics Finland gives the ISO-639-1 code for these languages. In previous years Statistics Finland has coded all languages from plain language names and given a code for a language if it has around 15 speakers in Finland.

The classification of marital status is as follows:

- Unmarried
- Married
- Divorced
- Widowed
- Partner in a registered partnership

- Divorced from a registered partnership
- Widowed after a registered partnership

In 2008 the Population Information System included 20,600 persons without marital status. They are immigrants whose marital status could not be ascertained. In the statistics childless persons were coded as unmarried and if they had children their absent marital status was changed into divorced.

Mean population is the arithmetic mean of the population at the beginning and end of the year.

Place of residence refers to the location of the dwelling in which the person was registered on the last day of the year. The present Municipality of Residence Act gives people greater freedom of choice over the locality where they wish to be registered as permanently resident. For example, students may register in the locality where they are studying. Homeless people are also counted in the permanently resident population.

As well as a permanent place of residence, a person may have a temporary place of residence in a dwelling that this person says he or she occupies temporarily for at least three months. Statistics are compiled only on the basis of permanent places of residence. Data on the place of residence derive from the Population Information System of the Population Register Centre.

Population includes those Finnish citizens and foreigners living permanently in Finland even if temporarily residing abroad.

Foreign nationals are domiciled in Finland if their stay is intended to last or has lasted at least one year. An asylum-seeker is not granted a legal domicile until his or her application has been approved.

The staff of foreign embassies, trade missions and consulates, their family members and personal employees included, are not counted among the resident population unless they are Finnish citizens. On the other hand, the Finnish staff of Finland's embassies and trade missions abroad and persons serving in the UN peacekeeping forces are counted among the resident population.

Data on **religious community** are derived from the Population Register Centre's Population Information System. Religious denomination is reported to the Population Information System for every child when given a name. That information will be changed only upon separate application.

Statistics on religious communities are compiled only on persons belonging to religious communities included in the register of the National Board of Patents and Registration. A religious community can be established in Finland by at least 20 adult persons (Freedom of Religion Act 453/2003).

For those babies born at the end of the year, for whom no name, language and religion have been registered in the Population Information System during January, the mother's language and religion are entered in the statistics for the end of the year. For the next year's statistics this information has become revised once notifications have been received.

The information on religious community does not represent foreigners accurately. Not all their religious communities are included in the register of the National Board of Patents and Registration and not all those practising a religion belong to parishes. For example, 76 per cent of Somali-speaking people do not belong to any registered religious community according to the Population Information System.

Data on religious communities are defined as very sensitive. Data can be released by region on religious communities with at least five cases and by municipality on those with at least ten cases.

Statistical grouping of municipalities is a classification developed by Statistics Finland that replaces production of statistics on municipalities as towns and other municipalities. The classification has been in use since 1989. The classification allows for more accurate distinctions between urban and rural areas than did the administrative classification into towns and other municipalities.

The grouping of municipalities divides municipalities into three categories according to the proportion of people living in urban settlements and the population of the largest urban settlement:

- Urban municipalities
- Semi-urban municipalities
- Rural municipalities

Urban municipalities include those municipalities in which at least 90 per cent of the population lives in urban settlements or in which the population of the largest urban settlement is at least 15,000.

Semi-urban municipalities are municipalities in which at least 60 per cent but less than 90 per cent of the population lives in urban settlements and in which the population of the largest urban settlement is at least 4,000 but less than 15,000.

Rural municipalities include those municipalities in which less than 60 per cent of the population lives in urban settlements and in which the population of the largest urban settlement is less than 15,000; and those municipalities in which at least 60 per cent but less than 90 per cent of the population lives in urban settlements and in which the population of the largest settlement is less than 4,000.

The now used classification is based on the data for 2005. The previous classification was from 2000.

A list of all municipalities according to grouping of municipalities formed on the basis of the boundaries of urban settlements is included in Statistics Finland's Regional Divisions Based on Municipalities publication starting from 1997. The publication also contains a list of municipalities, types of municipalities and changes in them.

2. Methodological description of survey

Population data are total data. They include the entire population living in Finland drawn from the Population Information System.

3. Correctness and accuracy of data

In general, the Population Information System of the Population Register Centre can be considered very exhaustive as regards persons. In order that a person obtains a personal identity code, he or she has to be registered in the Population Information System. It is practically impossible to live in Finland without a personal identity code. A personal identity code is needed so that one can work legally, open a bank account, have dealings with authorities and so on. It can be safely assumed that Finland cannot have any substantial numbers of 'moonlighters' who receive their pay in cash for periods of over one year, for example. Staying in Finland for at least one year is the prerequisite for registering into the population of Finland.

After abolishment of yearly checking of domicile registers (January 1) in 1989 the Population Information System has been maintained only by notifications of changes to population information. Their correctness is determined by a reliability survey made on the addresses in the Population Information System.

The Population Register Centre charges Statistics Finland with the task of conducting yearly a sample survey on correctness of address information. Around 11,000 people are asked whether their address in the Population Information System is correct. In the 2008 survey, the address was correct for 98.9 per cent of the respondents.

In connection with municipal elections, returned notifications of voting sent to foreigners usually reveal around 1,000 persons who have moved from the country without giving notice and are thus still included in the Finnish population. The Population Register Centre removes them from the resident population in the Population Information System before the following turn of the year.

4. Timeliness and promptness of published data

Statistics Finland dates the population at the turn of the year as at the last day of the year. Since 1999 the regional division used has been that of the first day of the following year. Thus the municipalities that unite on the first

day of the new year are already combined in the statistics on the last day of the previous year. Information on the population sizes of the united municipalities before the unification is available, where necessary.

Preliminary population data by municipality are available by month. In addition, the publication Quarterly Population Statistics containing preliminary data is released always at the end of the month following the previous quarter.

5. Accessibility and transparency/clarity of data

Basic population data are available in electronic form by municipality or with larger regional divisions than municipality in Statistics Finland's free 'Population' online service (Statistical databases) at: <http://tilastokeskus.fi/til/tietokannat.html>

General information and long time series on the population of the whole country can be had from the home page of Demographic Statistics at: http://tilastokeskus.fi/tk/aiheet_vaesto.html

The chargeable information service contains more specified information about the population by sub-area of municipality, for example. The Altika statistical service also includes municipality-specific population data from 1975 onwards. More information about Statistics Finland's chargeable services is available at: <http://www.stat.fi/tup/tilastotietokannat/index.html>

6. Comparability of statistics

Until 1998 population statistics by municipality for the turn of the year were compiled according to the regional division of the last day of the year. From 1999 the regional division used has been the first day of the following year. When calculating the change in population size of a municipality, the previous population numbers of the unifying municipalities are taken into account. Appendix 1 shows annexations made at the turn of the year, by which persons moved from one municipality to another.

When producing tables on regional time series of the population the tables can be made either according to the regional division of each year or by updating the regional division retrospectively to correspond to the statistics of the last year. The tables always indicate which regional division is used.

Population data are available from 1749 onwards. The number of population has been made public by parish from 1865 and by municipality from 1880 onwards. The ten-year tables of the clergy provide information about the population's age, marital status and language by parish until 1940. From 1950 onwards these data are available by municipalities every ten years on the basis of population censuses. Annual population data by municipality on age, marital status and language can be obtained starting from 1970.

Population data by municipality are available in electronic form in the Altika information service from 1975 onwards. The population time series in the free 'Väestö' online service begin from the year 1980 or 1990. The time series of the whole population by 5-year agegroups is available from the year 1865.

7. Coherence and consistency/uniformity

Statistics Finland's other statistics use the data of demographic statistics as basic information on population. Consequently, Statistics Finland's other statistics correspond to demographic statistics.

The Population Register Centre publishes the number of inhabitants in Finland on its Internet pages at the turn of the year. The figure is the same as given in Statistics Finland's statistics at the turn of the year.

In addition, the Population Register Centre releases the number of inhabitants by month. The figures differ from Statistics Finland's monthly preliminary statistics. The Population Register Centre announces the register situation at the end of each month. Statistics Finland waits for notifications of changes for two weeks from the end of the month before compiling preliminary statistics on the situation at the end of the previous month.

Suomen virallinen tilasto
Finlands officiella statistik
Official Statistics of Finland

Population 2008

Inquiries

Markus Rapo (09) 1734 3238
Director in charge:
Jari Tarkoma

vaesto.tilasto@stat.fi

www.stat.fi