

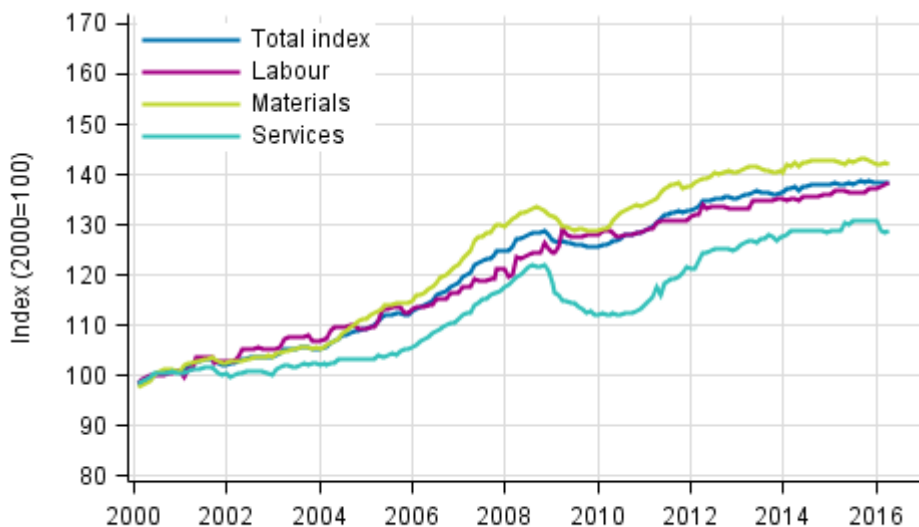
# Building cost index

2016, March

## Building costs decreased slightly in March year-on-year

According to Statistics Finland, building costs decreased by 0.1 per cent in March 2016 from one year ago. The prices of labour inputs in construction increased by 1.1 per cent. The prices of materials went down by 0.7 per cent and the prices of services by 2.1 per cent year-on-year.

### Long term development of the Building Cost Index



Source: Statistics Finland

In March, the total index of building costs remained on the same level as in February. The prices of labour inputs went up by 0.3 per cent and the prices of materials went down by 0.2 per cent. The prices of services grew by 0.1 per cent from the previous month.

**Building cost index 2015=100, March 2016**

Professional construction of new buildings		Weights	Index	Monthly change, %	Annual change, %
Total index		1000	100,1	0,0	-0,1
By type of cost	Labour inputs	400	101,3	0,3	1,1
	Materials	510	99,5	-0,2	-0,7
	Services	90	98,5	0,1	-2,1
By purpose of use	Residential building	440	100,1	0,0	-0,1
	Other building construction	560	100,1	0,0	-0,1

# Contents

## Tables

### Appendix tables

Appendix table 1. Input indices 2015=100, March 2016.....	4
Appendix table 2. Residential building 2015=100 , March 2016.....	5

## Figures

### Appendix figures

Appendix figure 1. Input indices 2015=100, largest annual changes, per cent.....	6
Appendix figure 2. Index clause sub-indices P 2000=100.....	6

# Appendix tables

**Appendix table 1. Input indices 2015=100, March 2016**

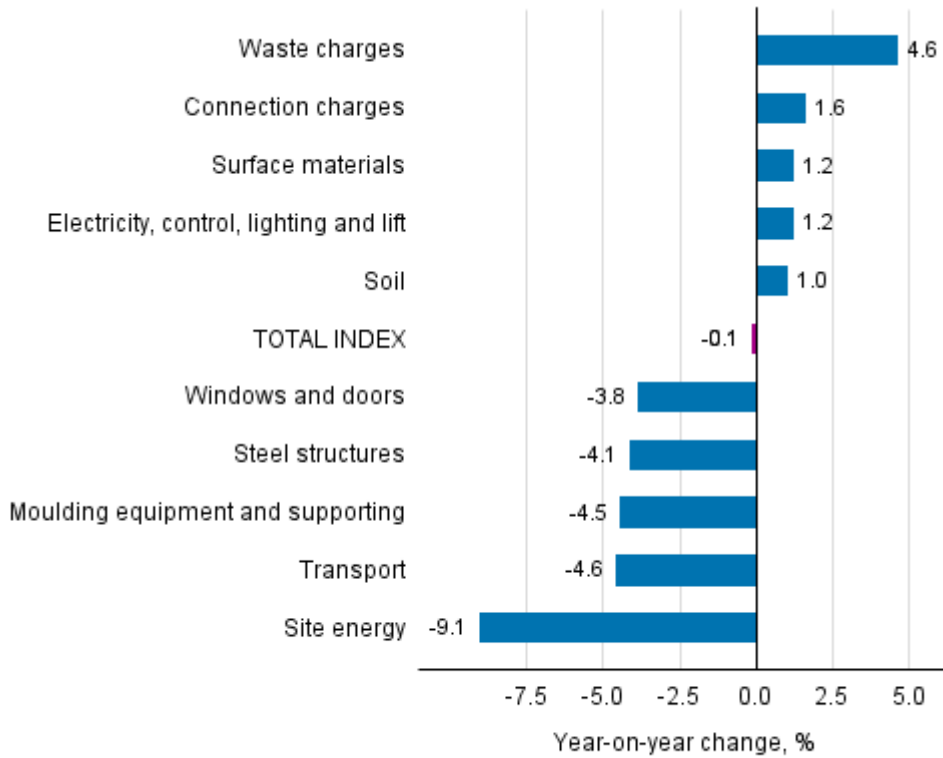
Input heading	Weights	Index	Monthly change, %	Annual change, %
0 TOTAL INDEX	1000.0	100.1	0.0	-0.1
01 LABOUR	399.8	101.3	0.3	1.1
02 MATERIALS	510.0	99.5	-0.2	-0.7
02.1 AREA	41.9	100.6	-0.1	1.0
02.1.1 Soil	28.9	100.7	-0.1	1.0
02.1.2 Construction site surface structures	13.0	100.4	0.0	0.9
02.2 HOUSE	242.1	98.0	-0.6	-2.6
02.2.1 Concrete, bricks and blocks	37.8	98.6	0.5	-2.3
02.2.2 Precast concrete units	54.4	98.8	-0.7	-1.7
02.2.3 Steel structures	17.3	97.0	-0.3	-4.1
02.2.4 Timber	36.0	98.6	-0.4	-2.3
02.2.5 Heat insulation	22.4	99.0	-0.1	-1.2
02.2.6 Windows and doors	59.8	96.8	-1.4	-3.8
02.2.7 Roofing materials	14.4	96.8	-1.6	-2.7
02.3 FACILITIES	93.3	101.0	0.1	0.9
02.3.1 Interior structures	15.9	101.0	0.6	0.8
02.3.2 Surface materials	41.2	101.1	-0.5	1.2
02.3.3 Fixtures, taps and household appliances	36.2	101.0	0.6	0.7
02.4 TECHNICAL SYSTEMS	132.7	100.7	0.1	1.0
02.4.1 Heat, water and sewer	21.4	101.0	0.6	0.7
02.4.2 Ventilation	28.0	100.7	0.6	0.7
02.4.3 Electricity, control, lighting and lift	83.3	100.9	-0.3	1.2
03 SERVICES	90.2	98.5	0.1	-2.1
03.1 SITE AND FIXTURE SERVICES	76.7	98.3	0.0	-2.6
03.1.1 Transport	27.1	97.2	0.0	-4.6
03.1.2 Mechanical work and hoisters	9.0	99.3	0.0	-1.9
03.1.3 Site facilities, scaffolding and weather protection	21.0	96.7	0.0	-1.6
03.1.4 Moulding equipment and supporting	1.5	98.3	0.0	-4.5
03.1.5 Waste charges	10.8	104.6	0.0	4.6
03.1.6 Site energy	7.2	95.9	0.0	-9.1
03.2 OTHER SERVICES	13.5	99.8	0.8	1.1
03.2.1 Insurance	4.5	100.1	0.0	0.2
03.2.2 Connection charges	9.0	99.7	1.1	1.6

**Appendix table 2. Residential building 2015=100 , March 2016**

	Weights	Index	Monthly change, %	Annual change, %
0 Total index	1000	100.1	-0.0	-0.1
01 New building of residential buildings	400	100.1	0.0	-0.1
01.1 Detached house	150	100.0	-0.0	-0.3
01.2 Block of flats	250	100.2	0.1	-0.1
02 Renovation building of residential buildings	600	100.1	-0.1	-0.1
02.1 Dwelling repairs of residential buildings	240	101.0	0.2	0.8
02.2 Building repairs of residential buildings	360	99.5	-0.2	-0.7
02.2.1 Building repairs of detached houses	180	99.3	-0.4	-1.0
02.2.2 Building repairs of blocks of flats	180	99.7	-0.1	-0.3

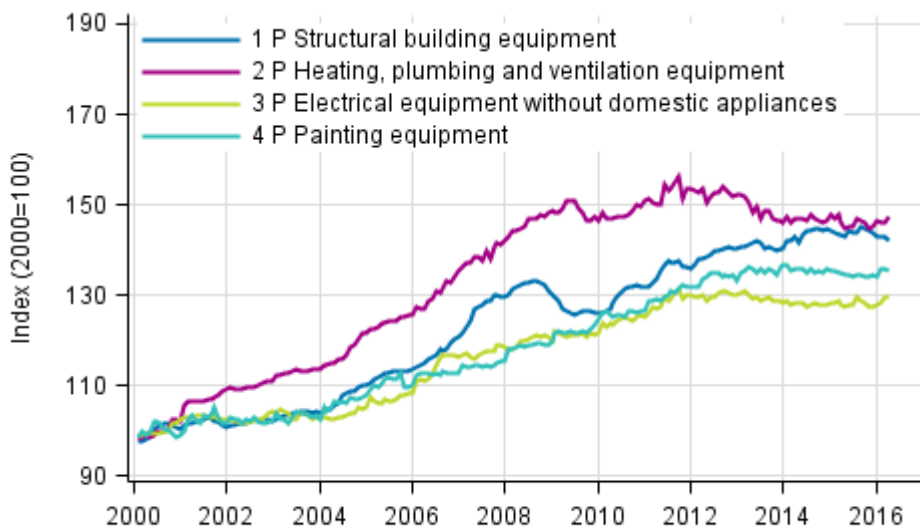
# Appendix figures

**Appendix figure 1. Input indices 2015=100, largest annual changes, per cent**



Source: Statistics Finland

**Appendix figure 2. Index clause sub-indices P 2000=100**



Source: Statistics Finland

## Inquiries

Jose Lahtinen 029 551 3776

Merja Järvinen 029 551 2458

Director in charge:

Mari Ylä-Jarkko

[rakennus.indeksit@stat.fi](mailto:rakennus.indeksit@stat.fi)

[www.stat.fi](http://www.stat.fi)

Source: Building cost index. Statistics Finland