

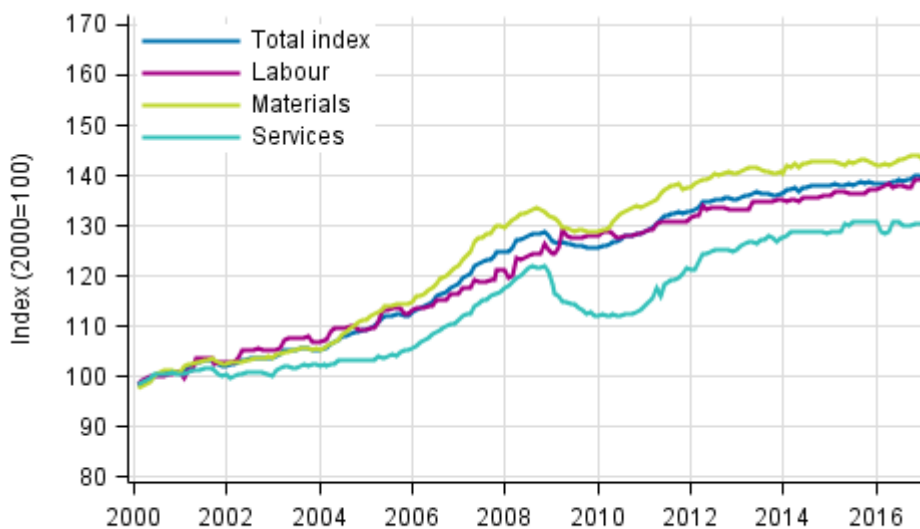
Building cost index

2017, January

Building costs rose by 0,5 per cent in January year-on-year

According to Statistics Finland, building costs rose by 0.5 per cent in January 2017 from one year back. The prices of materials went up by 1.2 per cent and the prices of services by 1.1 per cent. The prices of labour inputs in construction, in turn, fell by 0.4 per cent compared with January of the previous year.

Long term development of the Building Cost Index



Source: Statistics Finland

From December to January, the total index of building costs fell by 0.4 per cent. The prices of labour inputs went down by 1.3 per cent and the prices of services by 0.1 per cent. At the same time, the prices of materials rose by 0.2 per cent.

Building cost index 2015=100, January 2017

Professional construction of new buildings		Weights	Index	Monthly change, %	Annual change, %
Total index		1000	100,5	-0,4	0,5
By type of cost	Labour inputs	400	100,5	-1,3	-0,4
	Materials	510	100,6	0,2	1,2
	Services	90	99,6	-0,1	1,1
By purpose of use	Residential building	440	100,5	-0,4	0,5
	Other building construction	560	100,5	-0,5	0,6

Contents

Tables

Appendix tables

Appendix table 1. Input indices 2015=100, January 2017.....	4
Appendix table 2. Residential building 2015=100, January 2017.....	5

Figures

Appendix figures

Appendix figure 1. Input indices 2015=100, largest annual changes, per cent.....	6
Appendix figure 2. Index clause sub-indices P 2000=100.....	6

Appendix tables

Appendix table 1. Input indices 2015=100, January 2017

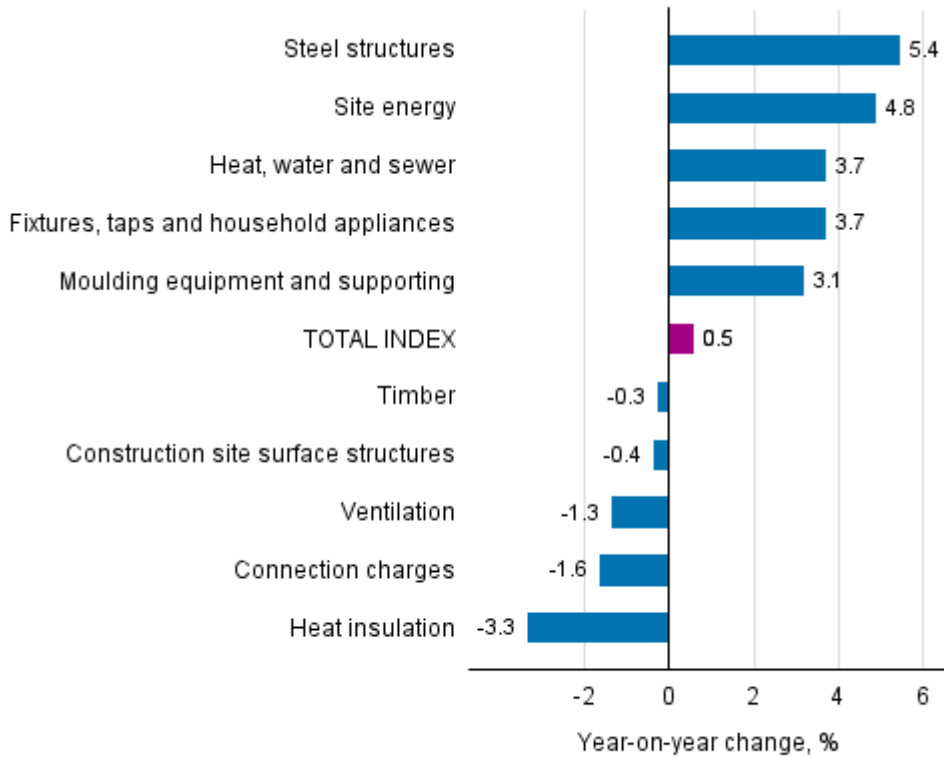
Input heading	Weights	Index	Monthly change, %	Annual change, %
0 TOTAL INDEX	1000.0	100.5	-0.4	0.5
01 LABOUR	399.8	100.5	-1.3	-0.4
02 MATERIALS	510.0	100.6	0.2	1.2
02.1 AREA	41.9	101.1	-0.4	1.2
02.1.1 Soil	28.9	101.7	-0.6	1.9
02.1.2 Construction site surface structures	13.0	100.0	0.0	-0.4
02.2 HOUSE	242.1	99.5	0.6	0.9
02.2.1 Concrete, bricks and blocks	37.8	99.7	-0.2	0.9
02.2.2 Precast concrete units	54.4	102.3	1.9	2.8
02.2.3 Steel structures	17.3	102.7	1.4	5.4
02.2.4 Timber	36.0	99.1	0.3	-0.3
02.2.5 Heat insulation	22.4	95.1	-3.0	-3.3
02.2.6 Windows and doors	59.8	98.2	0.7	-0.2
02.2.7 Roofing materials	14.4	98.2	2.2	1.6
02.3 FACILITIES	93.3	102.2	-0.3	1.9
02.3.1 Interior structures	15.9	100.9	0.7	0.9
02.3.2 Surface materials	41.2	102.2	0.0	0.7
02.3.3 Fixtures, taps and household appliances	36.2	102.7	-1.1	3.7
02.4 TECHNICAL SYSTEMS	132.7	101.2	0.2	1.2
02.4.1 Heat, water and sewer	21.4	102.7	-1.1	3.7
02.4.2 Ventilation	28.0	98.7	-0.3	-1.3
02.4.3 Electricity, control, lighting and lift	83.3	102.7	0.3	2.5
03 SERVICES	90.2	99.6	-0.1	1.1
03.1 SITE AND FIXTURE SERVICES	76.7	99.6	-0.2	1.4
03.1.1 Transport	27.1	97.3	1.1	0.1
03.1.2 Mechanical work and hoisters	9.0	99.5	-1.5	0.2
03.1.3 Site facilities, scaffolding and weather protection	21.0	99.1	-2.0	2.5
03.1.4 Moulding equipment and supporting	1.5	101.4	-1.5	3.1
03.1.5 Waste charges	10.8	105.9	1.2	1.2
03.1.6 Site energy	7.2	100.4	0.9	4.8
03.2 OTHER SERVICES	13.5	99.6	0.1	-0.9
03.2.1 Insurance	4.5	100.7	0.4	0.6
03.2.2 Connection charges	9.0	99.0	0.0	-1.6

Appendix table 2. Residential building 2015=100, January 2017

	Weights	Index	Monthly change, %	Annual change, %
0 Total index of residential building	1000	100.6	-0.4	0.7
01 New building of residential buildings	400	100.4	-0.4	0.5
01.1 Detached house	150	99.8	-0.6	0.1
01.2 Block of flats	250	100.8	-0.3	0.7
02 Renovation building of residential buildings	600	100.7	-0.3	0.8
02.1 Dwelling repairs of residential buildings	240	102.3	-0.6	2.1
02.2 Building repairs of residential buildings	360	99.6	-0.1	-0.1
02.2.1 Building repairs of detached houses	180	99.6	0.1	-0.0
02.2.2 Building repairs of blocks of flats	180	99.6	-0.3	-0.2

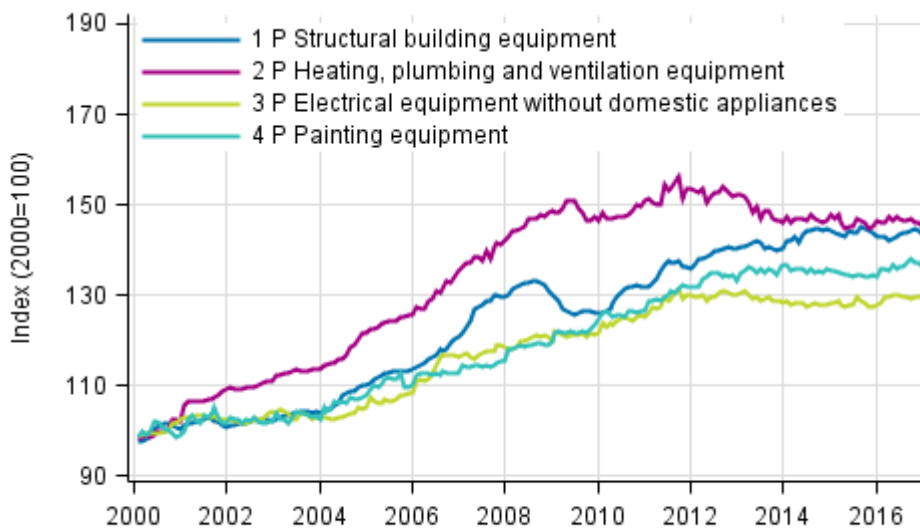
Appendix figures

Appendix figure 1. Input indices 2015=100, largest annual changes, per cent



Source: Statistics Finland

Appendix figure 2. Index clause sub-indices P 2000=100



Source: Statistics Finland

Inquiries

Atro Andersson 029 551 3544

Merja Järvinen 029 551 2458

Director in charge:

Mari Ylä-Jarkko

rakennus.indeksit@stat.fi

www.stat.fi

Source: Building cost index. Statistics Finland