

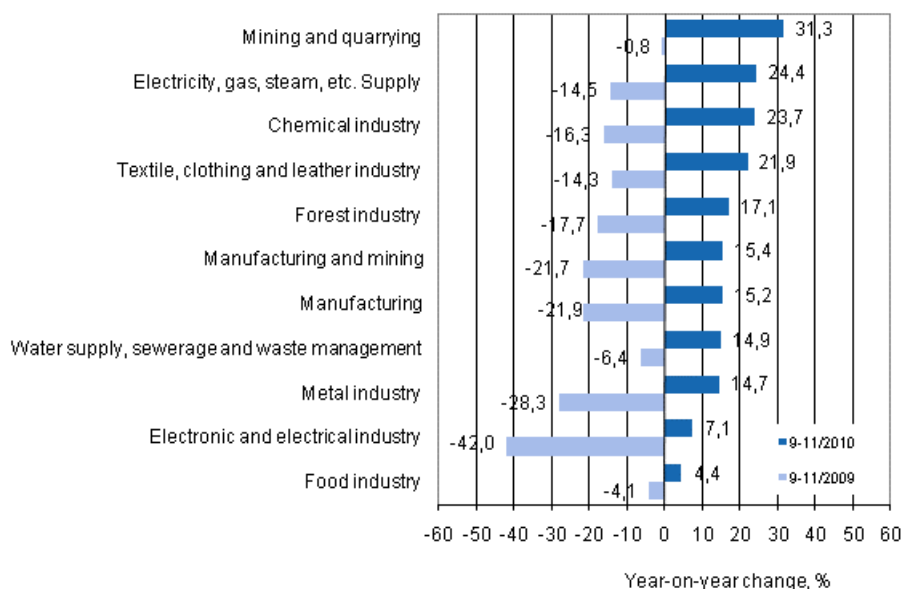
Index of turnover in industry

2010, November

Turnover in manufacturing grew by good 15 per cent in September to November from the year before

According to Statistics Finland, in the September to November period of 2010 turnover in manufacturing was 15.2 per cent up on the corresponding period of the year before. Domestic sales grew by 14.6 per cent and export turnover by 15.7 per cent from one year ago.

Annual change in turnover in selected manufacturing industries during 9–11/2010 and 9–11/2009, % (TOL 2008)



Source: Statistics Finland

Turnover went up from the corresponding period of the previous year in all sub-industries. The largest growths were seen in mining and quarrying (31.3%), in electricity, gas, steam and air conditioning supply (24.4%) and in the chemical industry (23.7%). The growth was slowest in the food industry (4.4%) and in the electrical and electronic industry (7.1%).

The index of turnover in industry describes enterprises whose main industry is manufacturing. The calculation of the indices is based on the Tax Administration's value added tax data which are supplemented with data obtained with Statistics Finland's sales inquiry. The monthly turnovers of manufacturing enterprises can vary considerably, especially in the metal industries. The variation is mainly due to invoicing practices. The final invoice for major machinery deliveries and projects may be recorded in the sales of one month, even if the delivery had required the work of several months or years.

Contents

Tables

Appendix tables

Appendix table 1. Year-on-year change in turnover by industry, % (TOL 2008).....	4
--	---

Figures

Appendix figures

Appendix figure 1. Trend series on total turnover, domestic turnover and export turnover in manufacturing 1/1995–11/2010.....	5
Appendix figure 2. Trend series on total turnover, domestic turnover and export turnover in the forest industry 1/1995–11/2010.....	5
Appendix figure 3. Trend series on total turnover, domestic turnover and export turnover in the chemical industry 1/1995–11/2010.....	6
Appendix figure 4. Trend series on total turnover, domestic turnover and export turnover in the electronic and electrical industry 1/1995–11/2010.....	6

Appendix tables

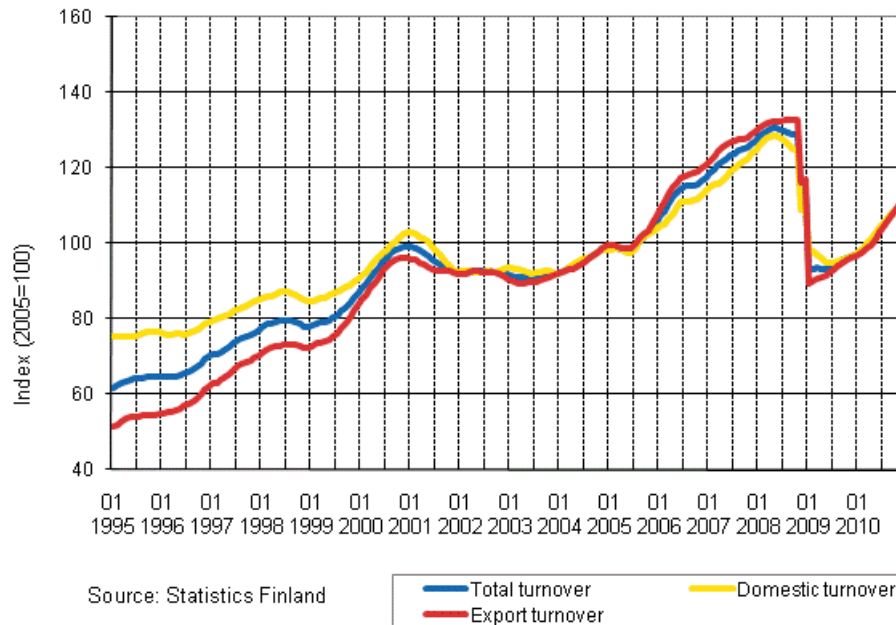
Appendix table 1. Year-on-year change in turnover by industry, % (TOL 2008)

	Year-on-year change by three-month period, % ¹⁾				Cumulative year-on-year change, % ¹⁾	Year-on-year change in the latest month, % ¹⁾
	12/09-02/10	03-05/2010	06-08/2010	09-11/2010		
Manufacturing (C)	-2,8	7,9	12,7	15,2	10,2	22,3
Food industry (10-12)	-3,2	-0,1	1,7	4,4	0,9	11,0
Textile and clothing industry (13-15)	-4,3	8,1	5,7	21,9	9,7	39,8
Forest industry (16-17)	5,6	21,0	30,9	17,1	20,3	18,9
Chemical industry (19-22)	16,1	13,0	22,4	23,7	20,8	32,7
Electronic and electrical industry (26-27)	-3,3	3,2	-3,0	7,1	1,8	22,0
Metal industry (24-30)	-9,0	4,9	7,0	14,7	6,6	23,6
Mining and quarrying (B)	16,3	30,4	27,5	31,3	27,5	29,7
Electricity, gas, steam, etc. supply (D)	26,9	19,8	16,4	24,4	24,6	34,8
Water supply, sewerage and waste management (E)	-5,4	18,2	20,9	14,9	14,2	20,3

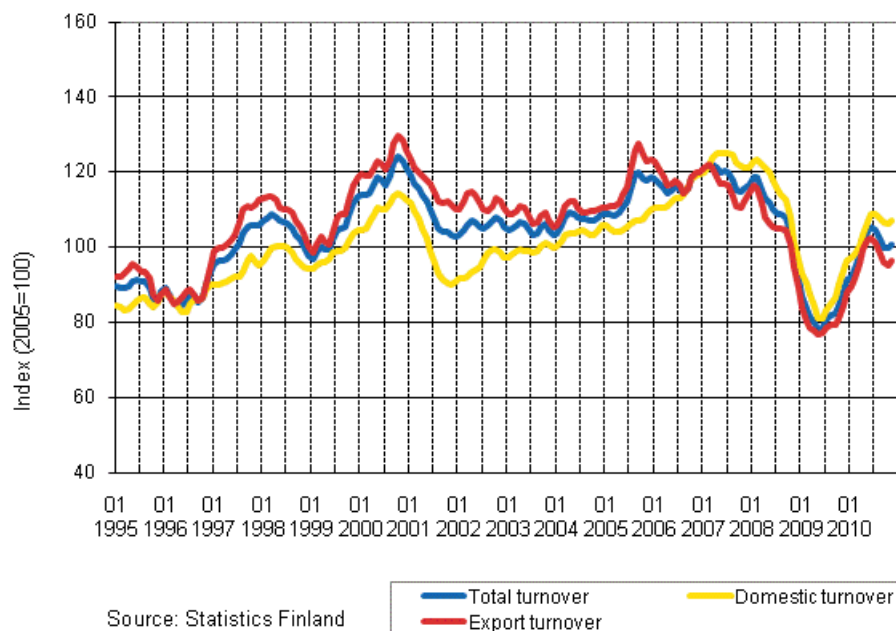
1) Year-on-year change compares the value for an examined time period to the value for the corresponding time period twelve months back.

Appendix figures

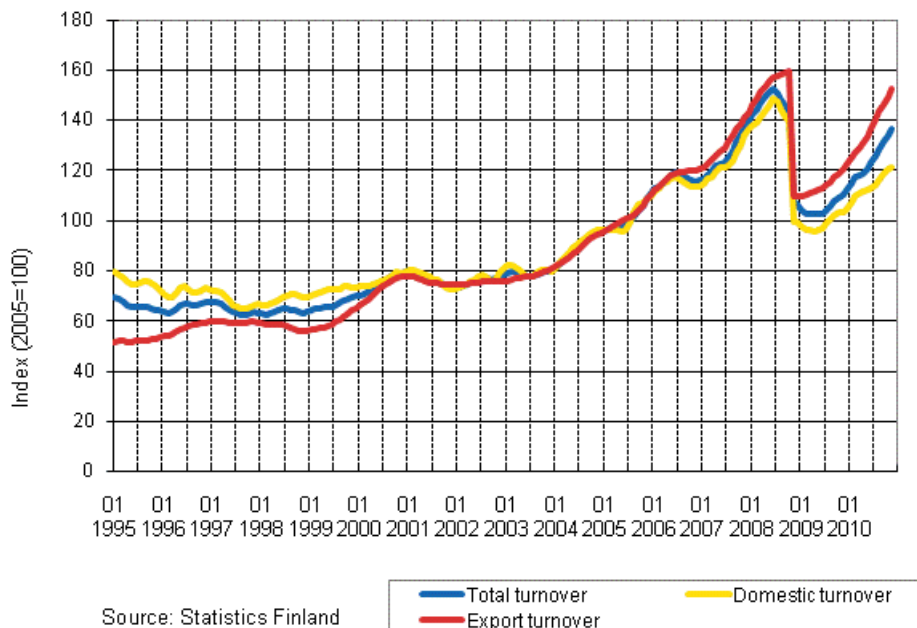
Appendix figure 1. Trend series on total turnover, domestic turnover and export turnover in manufacturing 1/1995–11/2010



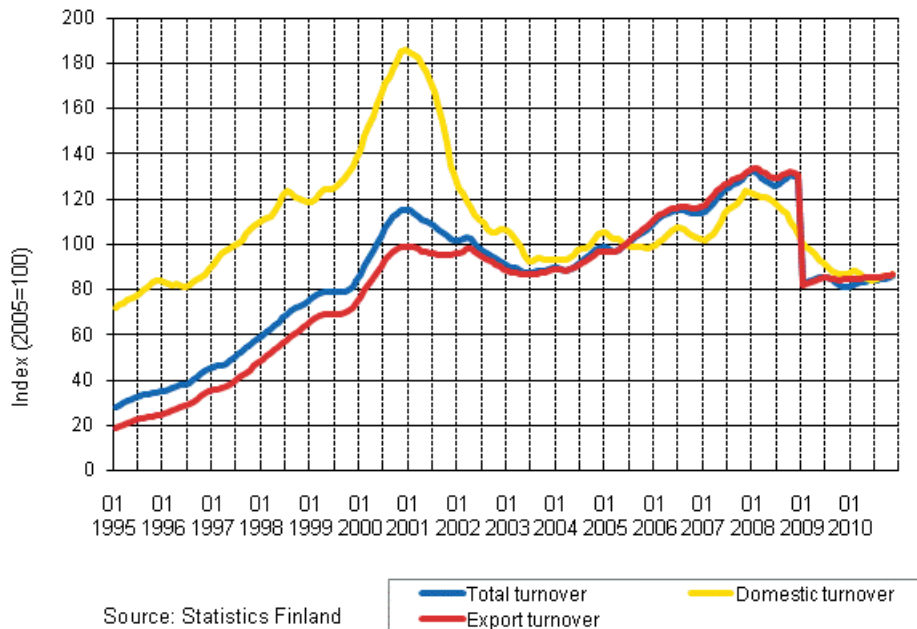
Appendix figure 2. Trend series on total turnover, domestic turnover and export turnover in the forest industry 1/1995–11/2010



Appendix figure 3. Trend series on total turnover, domestic turnover and export turnover in the chemical industry 1/1995–11/2010



Appendix figure 4. Trend series on total turnover, domestic turnover and export turnover in the electronic and electrical industry 1/1995–11/2010



Suomen virallinen tilasto
Finlands officiella statistik
Official Statistics of Finland

Manufacturing 2011

Inquiries

Kirsi Ristola (09) 1734 2430

Kirsi-Maaria Manninen (09) 1734 2681

Director in charge:

Hannele Orjala

volyyimi.indeksi@stat.fi

www.stat.fi

Source: Index of turnover in industry 2010, November, Statistics Finland