

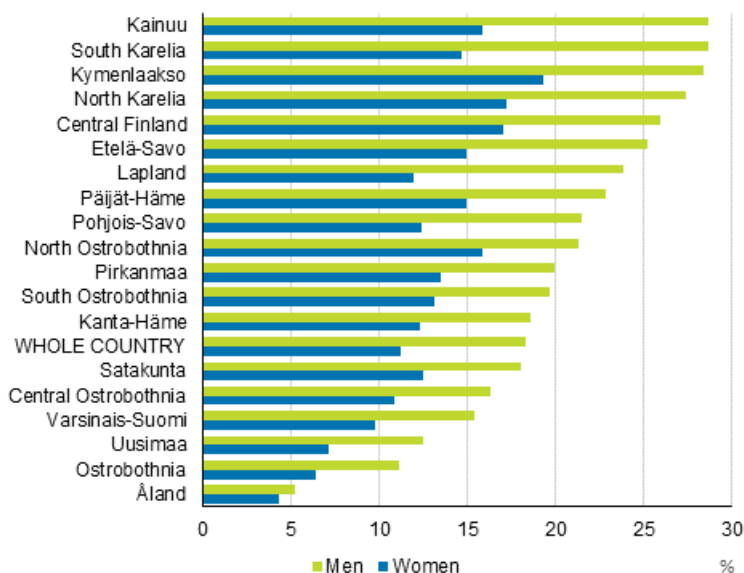
# Employment 2017

Main type of activity and status in occupation, preliminary

## Unemployment rate of young men higher than that of women in all regions

According to Statistics Finland's employment statistics, 296,500 persons were unemployed at the end of 2017. There were 38,700 unemployed aged 18 to 24. Among young men, the share of unemployed in the labour force was higher than among women in all regions. Around every third unemployed young person had also been unemployed in the previous year. Forty-one per cent of unemployed persons aged 18 to 24 did not belong to families.

### Unemployment rate of persons aged 18 to 24 by region and sex in 2017\*, %



\*Data are preliminary

In 2017, there were 296,500 persons unemployed, of whom 13 per cent were aged 18 to 24. According to preliminary data, the unemployment rate of persons aged 18 to 24 was around 15 per cent. The share of unemployed in the working-age labour force (aged 18 to 64) was 11 per cent.

Examined by region, the unemployment rate of those aged 18 to 24 was highest in Kymenlaakso, where 24 per cent of the labour force in the age group were unemployed.

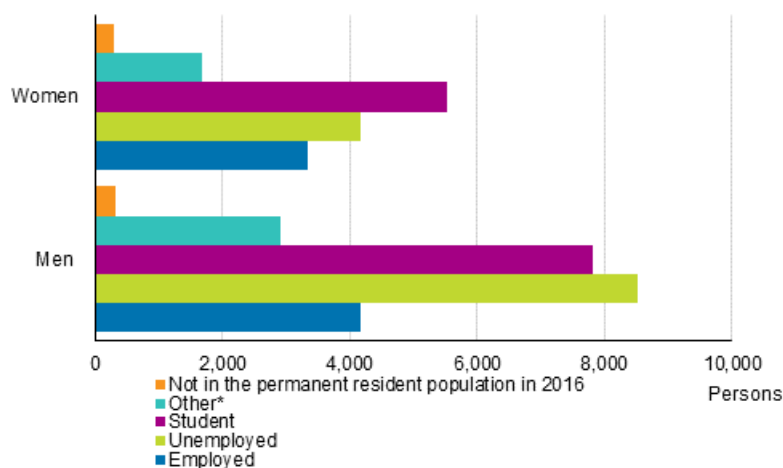
The unemployment rate of men aged 18 to 24 was 18 per cent, the corresponding rate for women was seven percentage points lower (11 per cent). The difference between sexes in the unemployment rate varied by region: The difference was biggest in South Karelia, where the unemployment rate of young men was 14 percentage points higher than that of women. Correspondingly, the difference was smallest in Åland, where the unemployment rate of young men was one percentage point higher than that of women.

The share of women among unemployed persons aged 18 to 24 was 39 per cent. The share varies by region: The share of women was smallest in Kainuu: 32 per cent, and biggest in Åland, 43 per cent.

## Unemployed man aged 18 to 24 was most often unemployed in the year before as well

In 2017, altogether 23,700 men aged 18 to 24 were unemployed. Of them, 8,500 had also been unemployed in the previous year. Nearly as many had been a student one year earlier. The number of unemployed women was 15,000, most of whom had been students in the year before, 4,200 had been unemployed.

### Main type of activity in the previous year of unemployed persons aged 18 to 24 in 2017

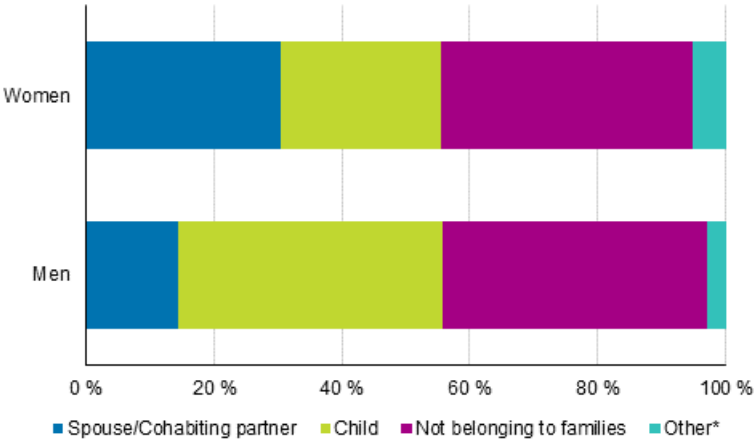


\*Other: Pensioners, Conscripts and other persons outside the labour force

## Forty-one per cent of young unemployed persons did not belong to families

Forty-one per cent of unemployed persons aged 18 to 24 did not belong to families. Thirty-five per cent had the status of a child as their family status, that is, they were living with their parents. Children living with their parents or the spouse's biological children or adopted children are considered children by their family status regardless of their age.

**Unemployed persons aged 18 to 24 by family status in 2017, %**



\*Other includes categories: institutional population, family status unknown and mother/father, no spouse

# Contents

## Tables

### Appendix tables

Appendix table 1. Number of unemployed persons aged 18 to 24 and unemployment rate by sex and region in 2017.....	5
Appendix table 2. Main type of activity in the previous year of unemployed persons aged 18 to 24 by sex in 2017.....	6
Appendix table 3. Unemployed persons aged 18 to 24 by family status in 2017.....	7

# Appendix tables

**Appendix table 1. Number of unemployed persons aged 18 to 24 and unemployment rate by sex and region in 2017<sup>1)</sup>**

Region	Unemployed			Labour force			Unemployment rate, %		
	Men	Women	Total	Men	Women	Total	Men	Women	Total
Åland	39	30	69	741	691	1,432	5.3	4.3	4.8
South Karelia	786	383	1,169	2,741	2,604	5,345	28.7	14.7	21.9
South Ostrobothnia	890	537	1,427	4,524	4,091	8,615	19.7	13.1	16.6
Etelä-Savo	760	419	1,179	3,018	2,800	5,818	25.2	15.0	20.3
Kainuu	464	218	682	1,616	1,378	2,994	28.7	15.8	22.8
Kanta-Häme	682	424	1,106	3,669	3,443	7,112	18.6	12.3	15.6
Central Ostrobothnia	269	174	443	1,653	1,600	3,253	16.3	10.9	13.6
Central Finland	1,776	1,175	2,951	6,836	6,879	13,715	26.0	17.1	21.5
Kymenlaakso	1,005	626	1,631	3,541	3,235	6,776	28.4	19.4	24.1
Lapland	947	478	1,425	3,977	3,998	7,975	23.8	12.0	17.9
Pirkanmaa	2,472	1,771	4,243	12,371	13,135	25,506	20.0	13.5	16.6
Ostrobothnia	540	296	836	4,829	4,612	9,441	11.2	6.4	8.9
North Karelia	1,014	616	1,630	3,701	3,578	7,279	27.4	17.2	22.4
North Ostrobothnia	2,283	1,563	3,846	10,730	9,841	20,571	21.3	15.9	18.7
Pohjois-Savo	1,201	679	1,880	5,599	5,473	11,072	21.5	12.4	17.0
Päijät-Häme	1,010	640	1,650	4,423	4,274	8,697	22.8	15.0	19.0
Satakunta	899	575	1,474	4,978	4,613	9,591	18.1	12.5	15.4
Uusimaa	4,854	3,174	8,028	38,720	44,448	83,168	12.5	7.1	9.7
Varsinais-Suomi	1,844	1,231	3,075	11,998	12,577	24,575	15.4	9.8	12.5
Whole country	23,735	15,009	38,744	129,665	133,270	262,935	18.3	11.3	14.7

1) Data for 2017 are preliminary

**Appendix table 2. Main type of activity in the previous year of unemployed persons aged 18 to 24 by sex in 2017 <sup>1)</sup>**

Main type of activity in 2016	Men	Women	Total
Employed	4,161	3,344	7,505
Unemployed	8,517	4,160	12,677
Student	7,821	5,517	13,338
Other <sup>2)</sup>	2,918	1,679	4,597
Not in the permanent resident population in 2016	318	309	627
Total unemployed	23,735	15,009	38,744

1) Data for 2017 are preliminary

2) Other: Pensioners, conscripts and other persons outside the labour force

**Appendix table 3. Unemployed persons aged 18 to 24 by family status in 2017<sup>1)</sup>**

Family status	Men	Women	Total
Spouse/Cohabiting partner	3,421	4,569	7,990
Child	9,808	3,757	13,565
Not belonging to families	9,801	5,916	15,717
Other <sup>2)</sup>	705	767	1,472
Total unemployed	23,735	15,009	38,744

1) Data for 2017 are preliminary

2) Other includes: institutional population, family status unknown, and the category mother/father, no spouse

## Inquiries

Netta Hiitola                    029 551 3552  
Director in charge:  
Jari Tarkoma

info@stat.fi  
www.stat.fi  
Source: Employment Statistics, Statistics Finland